

Generated by Viavi 5800-100G

Enhanced RFC 2544 Test

Overall Test Result: Completed

Throughput



Latency



Packet Jitter

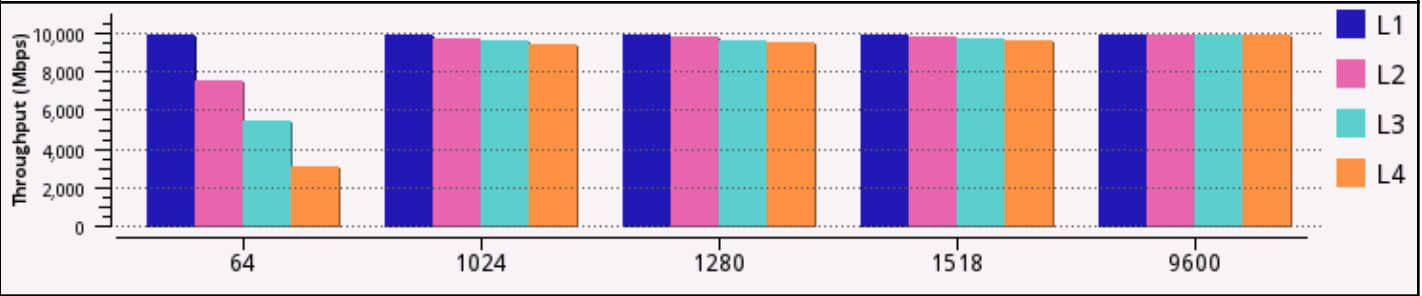


Frame Loss



Mode	Symmetric Loopback
Tests to Run	Throughput, Latency, Packet Jitter, Frame Loss
Customer Name	SystemPB.ru, DWDM.ru, VIAVISolutions.com
Technician ID	--
Test Location	Moscow
Work Order	--
Comments/Notes	--
Instrument	MTS5800-100G
Serial Number	WMSE0135180030
SW Version	27.2.1
Start Date	12/17/2019
End Date	12/17/2019
Start Time	4:35:28 PM GMT+3
End Time	4:46:27 PM GMT+3

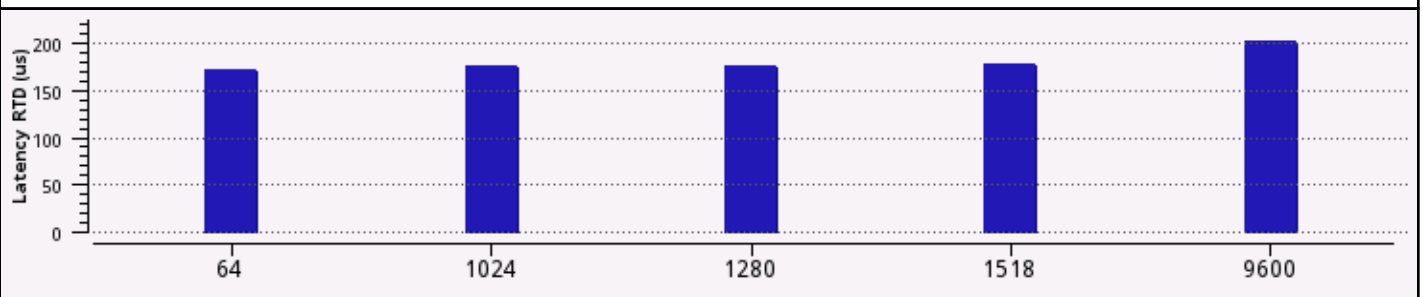
Enhanced RFC 2544: Throughput Test Graph



Enhanced RFC 2544: Throughput Test Results

<i>Frame Length (Bytes)</i>	<i>Measured L1 Rate (Mbps)</i>	<i>Measured L2 Rate (Mbps)</i>	<i>Measured L3 Rate (Mbps)</i>	<i>Measured L4 Rate (Mbps)</i>	<i>Measured Rate (frms/sec)</i>	<i>Pause Detect</i>	<i>Cfg Rate (L1 Mbps)</i>
64	9999.6	7618.7	5476.0	3095.1	14,880,359	No	10000.0
1024	9999.6	9808.0	9635.6	9444.1	1,197,271	No	10000.0
1280	9999.6	9845.8	9707.3	9553.5	961,500	No	10000.0
1518	9999.6	9869.6	9752.5	9622.5	812,712	No	10000.0
9600	9999.6	9978.8	9960.1	9939.3	129,933	No	10000.0

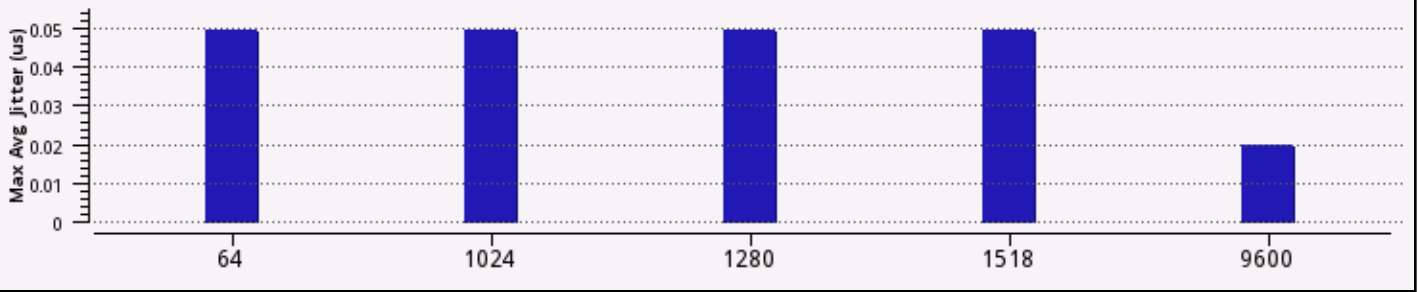
Enhanced RFC 2544: Latency Test Graph



Enhanced RFC 2544: Latency Test Results

<i>Frame Length (Bytes)</i>	<i>Latency RTD (us)</i>	<i>Measured L1 Rate (Mbps)</i>	<i>Measured L1 (% Line Rate)</i>	<i>Measured Rate (frms/sec)</i>	<i>Pause Detect</i>
64	173.16	9999.6	99.996	14,880,359	No
1024	176.50	9999.6	99.996	1,197,271	No
1280	177.32	9999.6	99.996	961,500	No
1518	178.16	9999.6	99.996	812,712	No
9600	203.91	9999.6	99.996	129,933	No

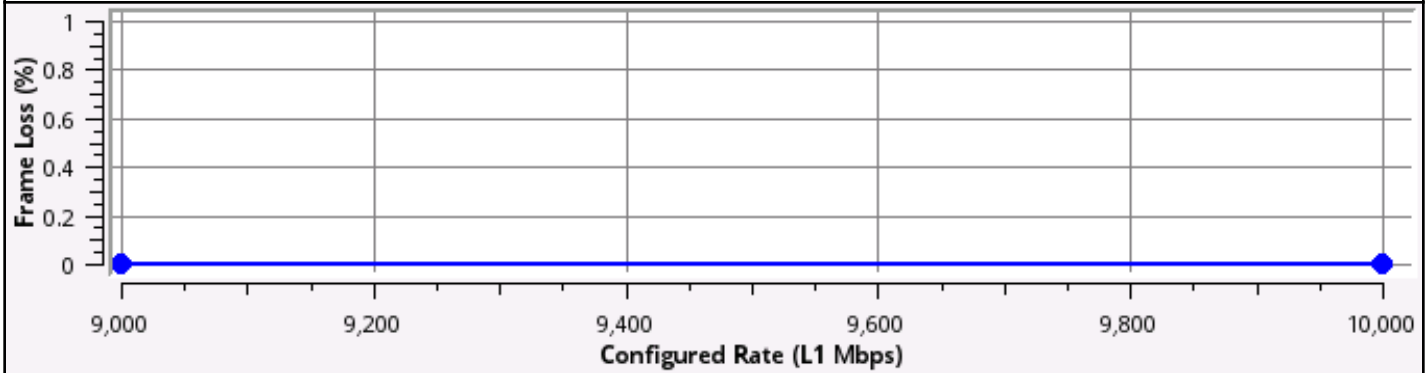
Enhanced RFC 2544: Jitter Test Graph



Enhanced RFC 2544: Jitter Test Results

<i>Frame Length (Bytes)</i>	<i>Max Avg Jitter (us)</i>	<i>Measured L1 Rate (Mbps)</i>	<i>Measured L1 (% Line Rate)</i>	<i>Measured Rate (frms/sec)</i>	<i>Pause Detect</i>
64	0.05	9999.6	99.996	14,880,359	No
1024	0.05	9999.6	99.996	1,197,271	No
1280	0.05	9999.6	99.996	961,500	No
1518	0.05	9999.6	99.996	812,712	No
9600	0.02	9999.6	99.996	129,933	No

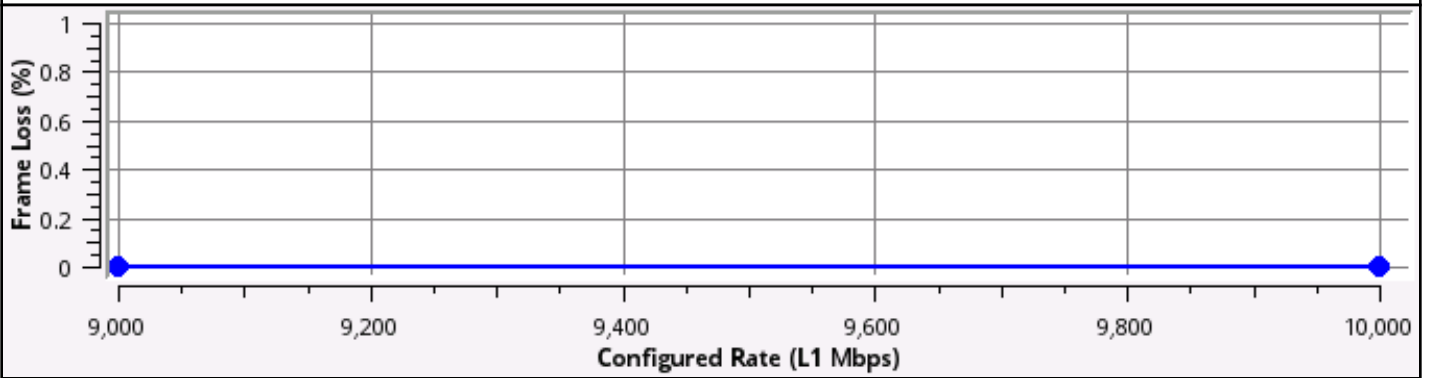
Enhanced RFC 2544: 64 Byte Frame Loss Test Graph



Enhanced RFC 2544: 64 Byte Frame Loss Test Results

<i>Throughput Rate (L1 Mbps)</i>	<i>Frame Loss Rate (%)</i>	<i>Frames Lost</i>	<i>Pause Detect</i>	<i>Cfg Rate (L1 Mbps)</i>
9999.6	0.00	0	No	10000.0
9000.0	0.00	0	No	9000.0

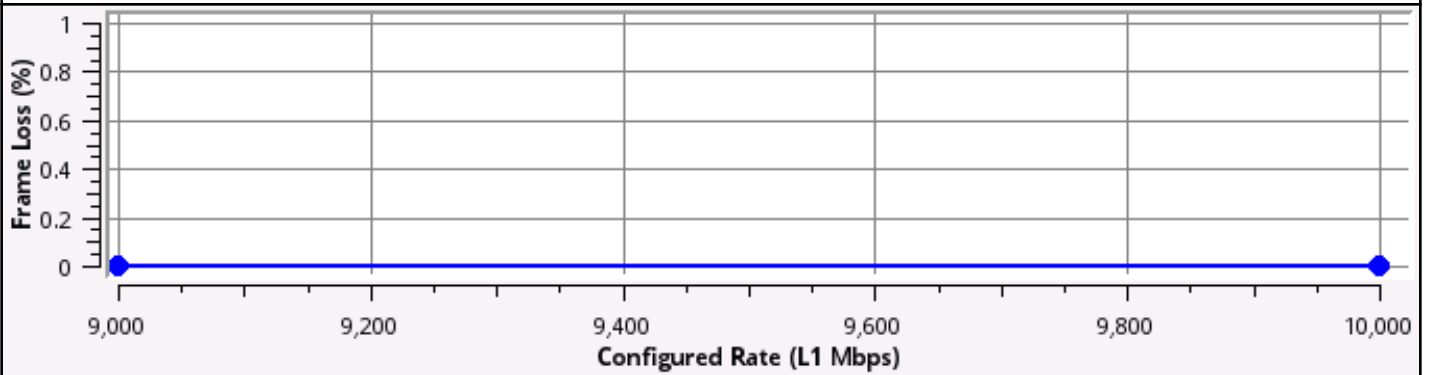
Enhanced RFC 2544: 1024 Byte Frame Loss Test Graph



Enhanced RFC 2544: 1024 Byte Frame Loss Test Results

<i>Throughput Rate (L1 Mbps)</i>	<i>Frame Loss Rate (%)</i>	<i>Frames Lost</i>	<i>Pause Detect</i>	<i>Cfg Rate (L1 Mbps)</i>
9999.6	0.00	0	No	10000.0
9000.0	0.00	0	No	9000.0

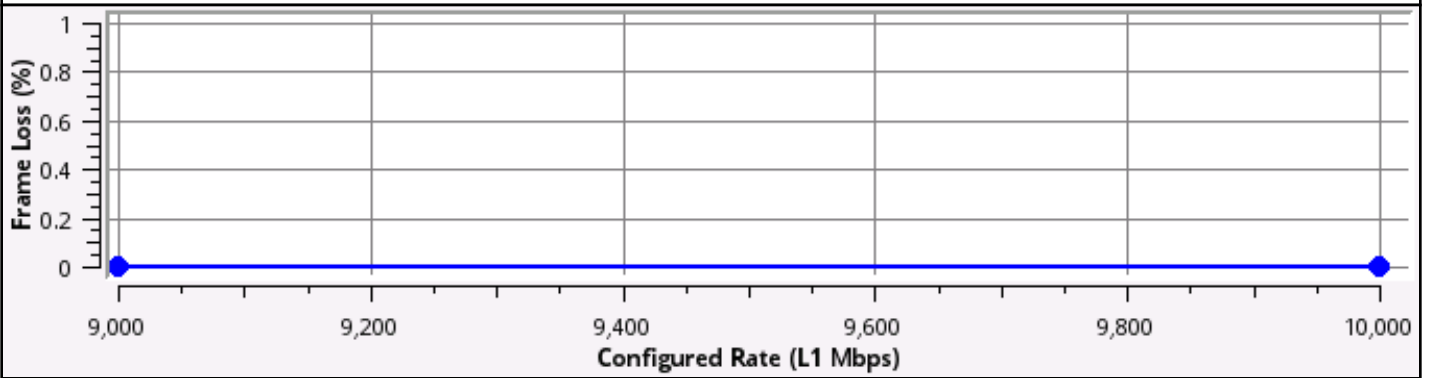
Enhanced RFC 2544: 1280 Byte Frame Loss Test Graph



Enhanced RFC 2544: 1280 Byte Frame Loss Test Results

<i>Throughput Rate (L1 Mbps)</i>	<i>Frame Loss Rate (%)</i>	<i>Frames Lost</i>	<i>Pause Detect</i>	<i>Cfg Rate (L1 Mbps)</i>
9999.6	0.00	0	No	10000.0
9000.0	0.00	0	No	9000.0

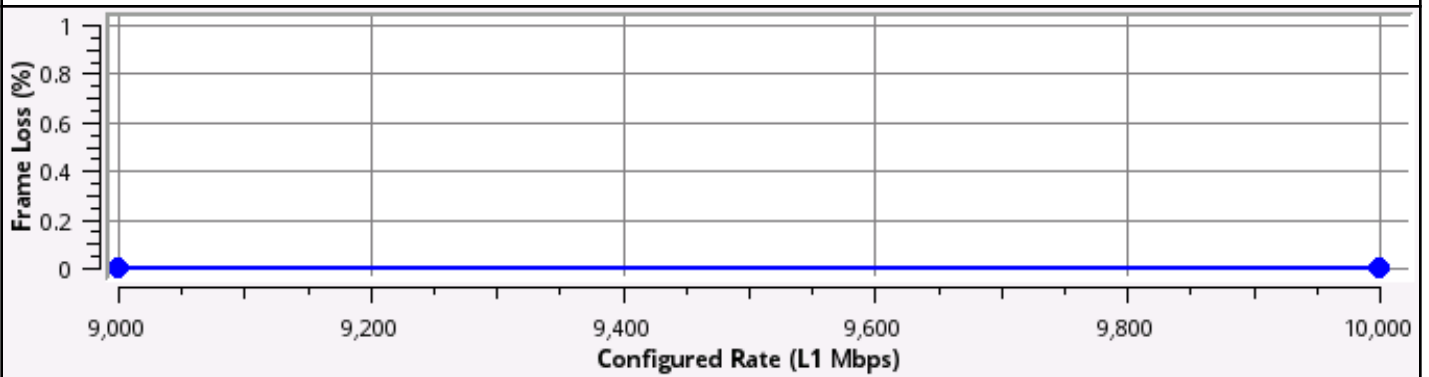
Enhanced RFC 2544: 1518 Byte Frame Loss Test Graph



Enhanced RFC 2544: 1518 Byte Frame Loss Test Results

<i>Throughput Rate (L1 Mbps)</i>	<i>Frame Loss Rate (%)</i>	<i>Frames Lost</i>	<i>Pause Detect</i>	<i>Cfg Rate (L1 Mbps)</i>
9999.6	0.00	0	No	10000.0
9000.0	0.00	0	No	9000.0

Enhanced RFC 2544: 9600 Byte Frame Loss Test Graph



Enhanced RFC 2544: 9600 Byte Frame Loss Test Results

<i>Throughput Rate (L1 Mbps)</i>	<i>Frame Loss Rate (%)</i>	<i>Frames Lost</i>	<i>Pause Detect</i>	<i>Cfg Rate (L1 Mbps)</i>
9999.6	0.00	0	No	10000.0
9000.0	0.00	0	No	9000.0

Enhanced RFC 2544: Network Configuration

Frame Type	DIX
Test Mode	Traffic
Encapsulation	None

Loop Type	Broadcast
EtherType	0x800
Source MAC	00-80-16-93-82-36
Auto-increment Source	No
Destination MAC	00-80-16-00-00-00

Enhanced RFC 2544: Test Configuration	
Tests to Run	Throughput, Latency, Packet Jitter, Frame Loss
Acterna Payload Version	Version 3
Bandwidth Unit	L1 Mbps
Max Test Bandwidth (Mbps)	10000.0
Frame Lengths Selected (bytes)	64, 1024, 1280, 1518, 9600
Throughput Measurement Accuracy	To within 100 Mbps
Throughput Zeroing-in Process	Viavi Enhanced
Throughput Frame Loss Tolerance (%)	0
All Tests Duration (s)	30
All Tests Number of Trials	1
Throughput Pass Threshold	Not Selected
Configure Max Bandwidth per Frame Size	Not Selected
Latency Pass Threshold	Not Selected
Packet Jitter Pass Threshold	Not Selected
Frame Loss Test Procedure	RFC 2544 Standard
Frame Loss Bandwidth Granularity (Mbps)	1000
Test Protection	NO